



DEBT PORTFOLIO ECOPETROL GROUP 2Q23

Date 30-jun-23
FX Rate 4.191,28

Outstanding Debt by Company

Company	Dollars (USD \$MM)	Pesos (COP \$MM)	Other Currencies (USD \$MM)	Total (USD \$ MM)	Average Life (Years)
Ecopetrol	16.501	1.756.178	-	16.920	8,56
Ocensa	400	-	-	400	4,04
Bicentenario	-	263.375	-	63	0,47
ODL	-	172.235	-	41	5,18
Invercolsa	-	350.351	-	84	0,95
ISA	3.163	4.842.083	3.394	7.712	12,88
Ecopetrol Group	20.064	7.384.221	3.394	25.220	9,76
Intercompany Debt (US\$ MM)	1.657	-	-	1.657	16,40

Nominal values, figures converted to USD with the exchange rate as of 30-jun-23
Accrued interests not included
Intercompany debt does not consolidate in Ecopetrol's Financial Statements. Excluding ISA
MM: Million
Note: Cost of ISA's debt under construction, therefore the Ecopetrol Group figures do not include ISA

International Bonds Ecopetrol S.A.

Maturity Date	Average Life (Years)	Coupon	Outstanding Amount (USD \$MM)
18-sep-23	0,2	5,875%	821
16-ene-25	1,6	4,125%	1.200
26-jun-26	3,0	5,375%	1.500
29-abr-30	6,8	6,875%	2.000
2-nov-31	8,3	4,625%	1.250
13-ene-33	9,5	8,875%	2.000
18-sep-43	20,2	7,375%	850
28-may-45	21,9	5,875%	2.000
2-nov-51	28,4	5,875%	750

Local Bonds Ecopetrol S.A.

Maturity Date	Average Life (Years)	Coupon	Outstanding Amount (COP \$MM)
27-ago-23	0,2	IPC + 4,60%	168.600
27-ago-28	5,2	IPC + 4,90%	347.500
1-dic-40	17,4	IPC + 4,90%	284.300
27-ago-43	20,2	IPC + 5,15%	262.950

Long-Term ECAs and Bank Debt

Facility	Maturity Date	Average Life (Years)	Coupon	Outstanding Amount (USD \$MM)
US EXIM Direct Facility	20-dic-27	1,82	2,78%	722
US EXIM Guaranteed Facility	20-dic-27	1,82	LIBOR + 0,60%	27
EKN Facility	20-dic-27	1,82	4,06%	26
SACE Facility	20-dic-27	1,82	LIBOR 6M + 1,75% until 20-dec-18 LIBOR 6M + 2% since 21-dec-18	57
Commercial Facility	20-dic-25	1,88	LIBOR 6M + 2,75% until 20-dec-19 LIBOR 6M + 3% since 21-dec-19	152

International Credits

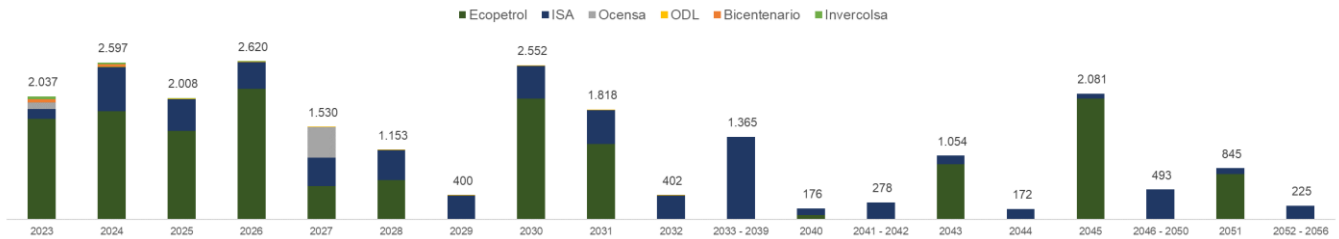
Maturity Date	Average Life (Years)	Coupon	Outstanding Amount (USD \$MM)
17-ago-24	1,1	LIBOR + 1,25%	1.200
20-dic-27	3,7	SOFR + 2,10%	1.000
16-may-28	4,9	SOFR + 3,80%	400

Local Credit

Maturity Date	Average Life (Years)	Coupon	Outstanding Amount (COP \$MM)
16-jun-28	5,0	IBR + 4,90%	692.828

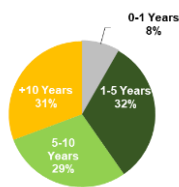
ECOPETROL GROUP

Maturity Profile by Type of Instrument (USD MM) - Ecopetrol Group - Does not include Intercompany Loans

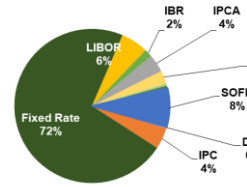


Debt Composition - Ecopetrol Group

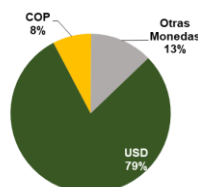
Maturity



Interest Rate



Currency



Instrument

